



July 10, 2020:

CLX Logistics continues to monitor the impacts of the Covid-19 virus. As a company, we are focused on the safety of our employees and ensuring our customers are well supported through this time. We remain open for business and are operating under our business continuity plan. During this time, two-way communication is key. Please do not hesitate to reach out to us.

Below is a recap of key items impacting transportation today. It is a compilation of information from our team, carrier partners, customers, and industry sources.

Regulatory / Governmental Updates:

- [FMCSA](#) information and resources website contains the latest updates to the Covid-19 outbreak.
- As of [June 15](#) the extension for HOS relief will be limited to medical supplies related to testing, diagnosis, and treatment of Covid-19; livestock/livestock feed; and supplies necessary for community safety, sanitization, and prevention of community spread. The extension runs through July 14, 2020.
- FMCSA will [extend the waiver](#) for drivers with expiring CDL's, learner's permits or medical cards through September 30 due to the pandemic.
- **Operation Safe Driver week** will be held next week, July [12-18](#). Operation Safe Driver focuses on both commercial and passenger vehicles. Shippers should anticipate reduced capacity availability during the week.

Closures and Travel Restrictions:

- The Cybersecurity and Infrastructure Security Agency (CISA) and Idaho National Laboratory (INL) have developed a website for truckers and other transportation professionals to understand the various restrictions found throughout the country. The Commercial Routing Assistance website can be accessed via [this link](#).
- The stay at home orders have expired across the country. The table of closures has been updated with the expiration dates for each state that implemented some form of a stay at home order. We have left the table active for now, due to the potential second wave as cases are spiking throughout the country.
- A worldwide list of restrictions from the [International Road Transport Union](#) can be found [here](#).

Thank a trucker / transportation professional!

- During the outbreak of the Covid-19 virus, America's truckers have continued to supply the medicines, medical equipment, food, fuel, and other critical goods that we all depend upon each day.
- CLX would like to recognize and provide a small token of thanks those individuals who have remained out on the 'frontlines' performing these critical tasks while most non-essential activities have been stopped as America shelters in place.
- Please send any nominations for someone in the trucking industry (drivers, terminal employees, or dispatchers) that has provided exception service during this time to ICT@clxlogistics.com

Having Capacity Issues?

CLX Brokerage Services can help alleviate some of the capacity issues you may be experiencing with your pool of carriers.

Contact us for more info:
Brokerage@clxlogistics.com



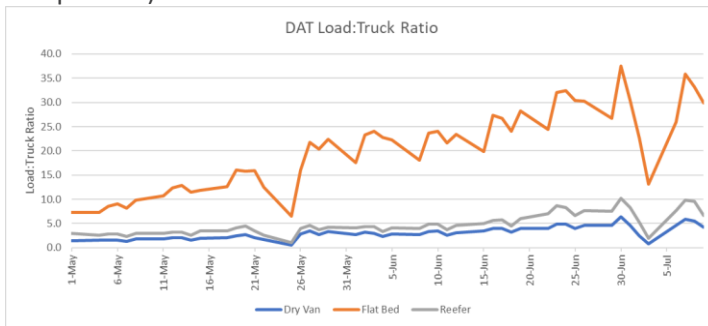
Market Updates

Bulk, LTL & Truckload (Van/Reefer/Flatbed):

- Operation Safe Driver will impact capacity next week. The areas of high demand continue to stretch from the Eastern Texas through Arkansas, across Tennessee and into the western Carolinas, and Atlanta towards the Savannah Georgia areas are also running at high demand levels over the past week. The Southern California area, as well as central Illinois to southwestern/central Ohio remain high demand markets as well.
- YRC received a [\\$700 million bailout](#), and as a result the federal government will receive 30% equity stake in the company.
- Insurance premiums remain a critical issue for carriers, particularly in regards to [substantial/excessive jury awards](#).

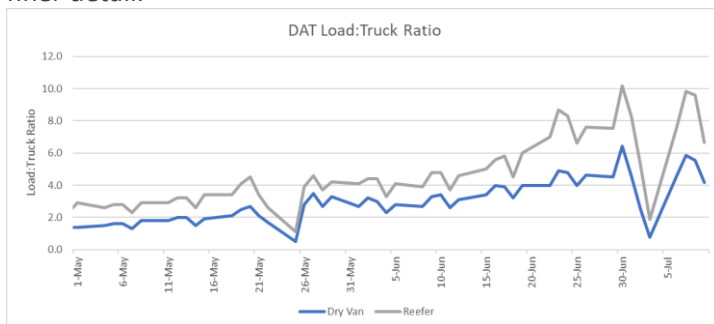
Trend info for Dry Van/Reefer/Flatbed:

- Due to holiday week, the spot market activity decreased 19.9% overall last week in comparison to the prior week, per DAT.
- Van shipment load to truck ratio decreased by 13.3% last week.
- Reefer shipment load to truck ratio decreased by 14.15% last week.
- Flatbed shipment load to truck ratio decreased by 8.3% last week.
- The table below is the latest load to truck ratio from DAT (US shipments).



Source: DAT Solutions, LLC.

- Same table as above but removed the flatbed info to show van/reefer in finer detail.



Source: DAT Solutions, LLC.

Shelter In Place Directives		
State	Effective Date	"Reopen"
Alabama	4/4/2020	4/30/2020
Alaska	3/27/2020	4/24/2020
Arizona	3/31/2020	5/15/20
California	3/19/2020	Partial 5/12/20
Colorado	3/26/2020	4/26/2020
Connecticut	3/23/2020	5/20/2020
Delaware	3/24/2020	5/31/2020
Florida	4/3/2020	5/4/2020
Georgia	4/3/2020	4/24/2020
Hawaii	3/25/2020	5/31/20
Idaho	3/25/2020	4/30/2020
Illinois	3/21/2020	5/29/2020
Indiana	3/25/2020	5/4/2020
Kansas	3/30/2020	5/3/2020
Kentucky	3/23/2020	Retail open 5/20/2020
Louisiana	3/23/2020	5/15/20
Maine	4/2/2020	5/31/2020
Maryland	3/23/2020	5/15/2020
Massachusetts	3/24/2020	5/18/20
Michigan	3/24/2020	6/1/2020
Minnesota	3/28/2020	4/27/2020
Mississippi	4/3/2020	4/27/2020
Missouri	4/6/2020	5/3/2020
Montana	3/28/2020	4/27/2020
Nevada	3/25/2020	5/9/2020
New Hampshire	3/27/2020	6/15/20
New Jersey	3/21/2020	6/9/2020
New Mexico	3/24/2020	5/31/2020
New York	3/22/2020	5/28/2020
North Carolina	3/30/2020	5/22/2020
Ohio	3/23/2020	5/29/20
Oregon	3/20/2020	Partial 5/15/20
Pennsylvania	3/19/2020	6/4/20
Rhode Island	3/28/2020	5/8/20
South Carolina	4/7/2020	4/20/2020
Tennessee	4/1/2020	4/27/2020
Texas	4/2/2020	4/30/2020
Vermont	3/25/2020	5/15/20
Virginia	3/25/2020	6/10/2020
Washington	3/23/2020	5/31/20
Washington DC	4/1/2020	5/29/20
West Virginia	3/24/2020	5/4/2020
Wisconsin	3/25/2020	5/13/2020



Export/Import/Ocean:

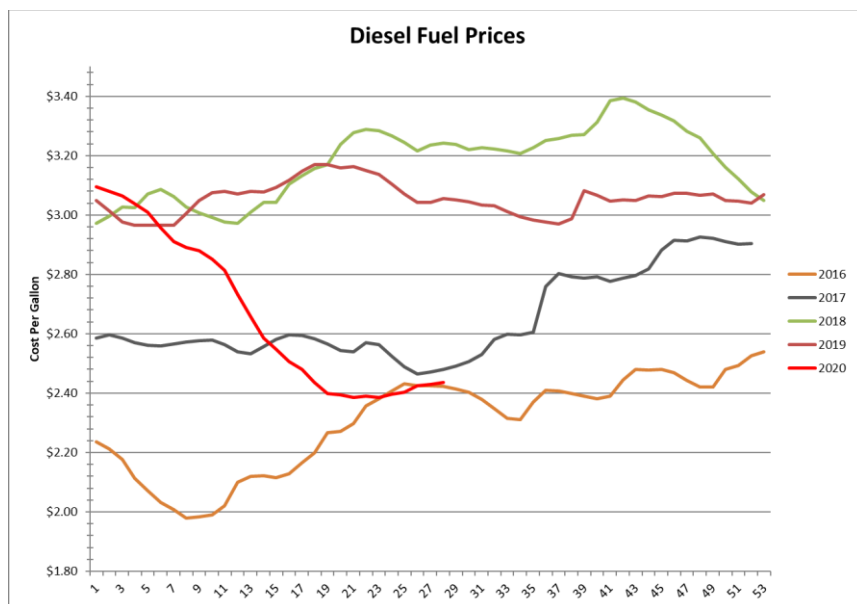
- Are trans-Pacific ocean carriers [price gouging](#) due to the pandemic?
- Imports from China [increased in May](#) as retailers looked to replenish inventory as Chinese factories began to re-open.
- Overall, seaborne trade is projected to decline by [1 billion tons](#) in 2020 due to covid-19 impacts according to Clarksons Research group.
- THE Alliance announced [August service updates](#) on July 9th.

Rail:


- The [Association of American Railroads](#) has reported that US weekly traffic for the week ending July 4, 2020 was down 2.4% as compared to the same week last year.

Fuel:

- The national average price per gallon this week is \$2.437. This is the fifth straight week that the national average price per gallon has increased.



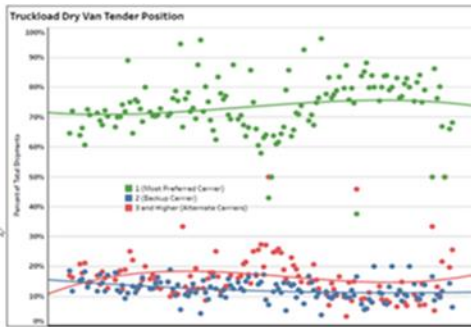
Source: U.S. Energy Information Administration



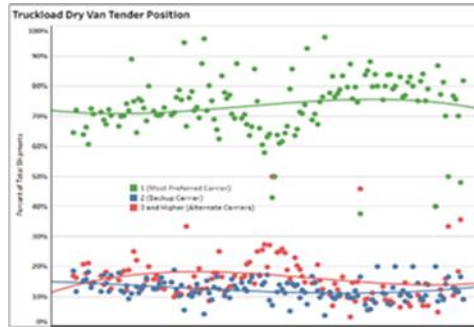
Market Tender Position → Six-Week recap:

- The six-week trend capture of tender acceptance as noted by the CLX carrier network for sequential tenders is below.
- Green dots/line represents the primary carrier, blue represents the backup carrier, red represents other alternate carrier options.
- Capacity remains tight. The primary carrier acceptance trend displayed on the final two graphs has declined noticeably approaching July 4th weekend, particularly the two days prior and the Monday after.

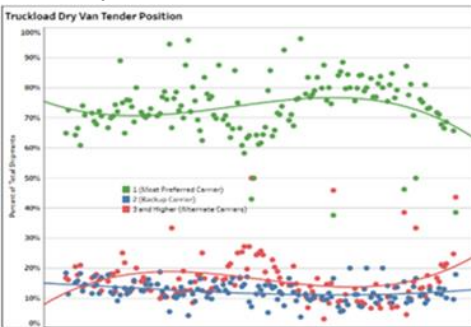
June 5, 2020



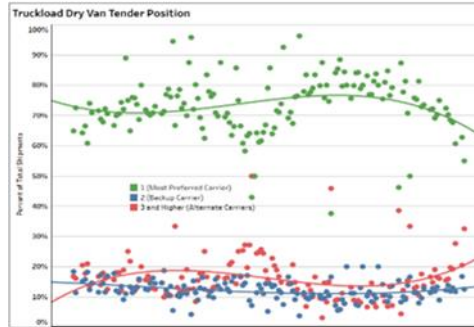
June 12, 2020



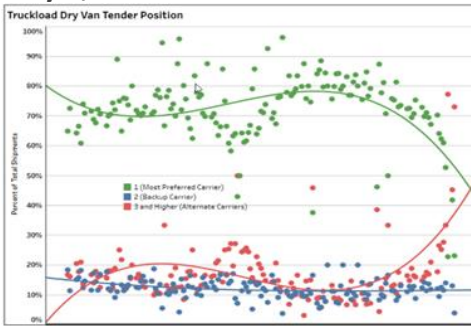
June 19, 2020



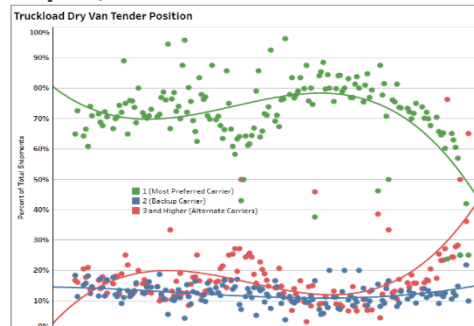
June 26, 2020



July 3, 2020



July 10, 2020



Source: CLX Logistics US carrier network. YTD July 2020. Customer pickup and return shipments excluded.

To get a free demonstration using your data and integrating the transportation managed analytics program into your data [contact us today.](#)